



Member States Working Group on ESCO

EURES state of play


14 March 2025

EURES countries pending ESCO implementation (mapping/adoption)

Mapping of occupations



Mapping of skills



Adoption of occupations




Adoption of skills



ESCO mapping/adoption across EURES countries: state of play March 2025

*Work in progress
mapping/adopting
ESCO occupations*

*Work in progress
mapping/adopting
ESCO skills*



Technical support provided by the Commission




an IT tool supporting the creation and/or the update of the correspondence tables between Member States' classifications and ESCO,



fill rate reports showing the fill rate of each of the 8 business fields for all active records at a given time



visual information on business rules violations that were recorded for all active records during all replications



a dedicated service to quality assure and improve the correspondence tables between Member States classification and ESCO



individual assistance upon request

Addressing gaps in ESCO labelling for JVs and CVs

- Administrative letters were sent to all EU Member States (April 2024) addressing various compliance obligations.
- The Commission continues to observe problems with the automatic transcoding of information on job vacancies and job seeker profiles.
- Incorrect transcoding negatively impacts the effectiveness of automated matching
- The **aim** is to ensure the data that is being passed through the EURES platform is of the highest quality.

Compliance- summary

	Field	Xpath in standard specifications	Implementation	Expected fill rate
JOB VACANCIES	Offered Occupation - Occupation code	PositionOpening/PositionProfile/JobCategoryCode	MUST	100%
	Required work experience - Occupation code	PositionOpening/PositionProfile/PositionQualifications/ExperienceSummary/ExperienceCategory/CategoryCode	MUST	> 0%
	Required work experience - Skill code	PositionOpening/PositionProfile/PositionQualifications/PositionCompetency/CompetencyID	MUST	> 0%
	Field	Xpath in standard specifications	Implementation	Expected fill rate
CVs	Desired job - occupation code	Candidate/CandidateProfile/CandidatePositionPreferences/JobCategory/JobCategoryCode	MUST	> 0%
	Work experience - occupation code detailed	Candidate/CandidateProfile/EmploymentHistory/EmployerHistory/PositionHistory/JobCategoryCode	MUST	> 0%
	Work experience - occupation code summary	Candidate/CandidateProfile/ExperienceSummary/ExperienceCategory/CategoryCode	OPTIONAL	-
	Experience - skills	Candidate/CandidateProfile/PersonQualifications/PersonCompetency/CompetencyID	MUST	> 0%
	Experience - skills in work experience detail	Candidate/CandidateProfile/EmploymentHistory/EmployerHistory/PositionHistory/PersonCompetency/CompetencyID	OPTIONAL	-

Validation insights: Desired occupation in CVs 25/02/2025

NCO	Number of CVs	% desired occupation codes sent (ISCO or ESCO)	% desired occupation codes after validation (ISCO or ESCO)	% desired occupation having at least one error (ISCO or ESCO)	% ESCO desired occupation codes sent	% ESCO desired occupation codes after validation	% ISCO desired occupation codes sent	% ISCO desired occupation codes passed validation
	1.151.584	87%	87%	2%	40%	40%	57%	56%
AT	248	100%	98%	2%	100%	98%	0%	0%
BE	89.975	90%	90%	0%	0%	0%	90%	90%
BE	135	100%	100%	0%	97%	97%	3%	3%
BE VDAB	55.794	87%	87%	1%	86%	86%	2%	2%
BG	28	79%	71%	7%	0%	0%	79%	71%
CY	2.067	0%	0%	0%	0%	0%	0%	0%
CZ	16	25%	25%	0%	0%	0%	25%	25%
DE	4.182	100%	100%	0%	91%	91%	36%	36%
DK	23.216	100%	100%	0%	98%	98%	44%	44%
EE	14.613	90%	90%	0%	66%	66%	23%	23%
EL	265.353	100%	100%	0%	99%	99%	34%	34%
ES	4.363	20%	19%	1%	20%	19%	0%	0%
Europas	137.736	39%	39%	0%	39%	39%	0%	0%
FI	5.490	62%	62%	5%	62%	62%	0%	0%
FR	475.943	96%	96%	0%	5%	5%	91%	91%
HR	1.690	56%	56%	0%	0%	0%	56%	56%
HU	32	100%	100%	0%	0%	0%	100%	100%
IE	4.314	100%	100%	0%	0%	0%	100%	100%
IS	352	98%	98%	6%	98%	98%	0%	0%
IT	3.872	98%	98%	0%	94%	94%	98%	98%
LI	0	-	-	-	-	-	-	-
LT	3.786	100%	100%	0%	0%	0%	100%	100%
LU	504	100%	100%	0%	100%	100%	0%	0%
LV	5.739	98%	97%	21%	48%	48%	83%	78%
MT	4	100%	100%	50%	100%	100%	100%	100%
NL	14.752	100%	100%	0%	86%	86%	36%	36%
NO	3.196	0%	0%	0%	0%	0%	0%	0%
PL	2.537	45%	45%	9%	30%	30%	19%	19%
PT	895	100%	69%	71%	100%	69%	0%	0%
RO	0	-	-	-	-	-	-	-
SE	2.123	100%	100%	0%	96%	96%	83%	83%
SI	392	95%	95%	0%	95%	95%	2%	2%
SK	28.237	28%	28%	68%	0%	0%	28%	28%

Validation insights: Work experience in CVs 25/02/2025

NCO	Number of CVs	% detailed work experience codes sent (ISCO or ESCO)	% detailed work experience codes after validation (ISCO or ESCO)	% detailed work experience having at least one error (ISCO or ESCO)	% ESCO detailed work experience codes sent	% ESCO detailed work experience codes after validation	% ISCO detailed work experience codes sent	% ISCO detailed work experience codes passed validation
Totals	1.151.584	54%	54%	1%	22%	22%	34%	34%
AT	248	0%	0%	0%	0%	0%	0%	0%
BE ACTIRIS	89.975	50%	50%	0%	0%	0%	50%	50%
BE FOREM	135	0%	0%	0%	0%	0%	0%	0%
BE VDAB	55.794	0%	0%	0%	0%	0%	0%	0%
BG	28	71%	71%	0%	0%	0%	71%	71%
CY	2.067	64%	64%	0%	64%	64%	0%	0%
CZ	16	25%	25%	0%	0%	0%	25%	25%
DE	4.182	97%	97%	0%	97%	97%	6%	6%
DK	23.216	73%	73%	0%	68%	68%	22%	22%
EE	14.613	95%	95%	0%	90%	90%	63%	63%
EL	265.353	46%	46%	0%	44%	44%	8%	8%
ES	4.363	93%	92%	18%	93%	92%	0%	0%
Europass	137.736	54%	53%	2%	54%	53%	0%	0%
FI	5.490	47%	46%	35%	47%	46%	0%	0%
FR	475.943	64%	64%	0%	4%	4%	60%	60%
HR	1.690	0%	0%	0%	0%	0%	0%	0%
HU	32	81%	81%	0%	0%	0%	81%	81%
IE	4.314	100%	100%	0%	0%	0%	100%	100%
IS	352	0%	0%	0%	0%	0%	0%	0%
IT	3.872	11%	11%	0%	11%	11%	1%	1%
LI	0	-	-	-	-	-	-	-
LT	3.786	33%	33%	0%	0%	0%	33%	33%
LU	504	0%	0%	0%	0%	0%	0%	0%
LV	5.739	95%	94%	28%	43%	43%	79%	74%
MT	4	50%	50%	50%	50%	50%	50%	50%
NL	14.752	87%	87%	0%	0%	0%	87%	87%
NO	3.196	86%	80%	54%	86%	80%	0%	0%
PL	2.537	64%	64%	3%	45%	45%	33%	33%
PT	895	74%	51%	52%	74%	51%	0%	0%
RO	0	-	-	-	-	-	-	-
SE	2.123	67%	67%	0%	61%	61%	40%	40%
SI	392	73%	73%	4%	0%	0%	73%	73%
SK	28.237	9%	9%	0%	0%	0%	9%	9%

Validation insights: CVs skills general 25/02/2025

NCO	Number of CVs	% ESCO skills general codes sent	% ESCO skills general codes after validation	% ESCO skills general having at least one error
Totals	1.151.584	50%	44%	15%
AT	248	0%	0%	0%
BE ACTIRIS	89.975	0%	0%	0%
BE FOREM	135	0%	0%	0%
BE VDAB	55.794	71%	71%	0%
BG	28	0%	0%	0%
CY	2.067	0%	0%	1%
CZ	16	25%	25%	0%
DE	4.182	97%	97%	0%
DK	23.216	0%	0%	0%
EE	14.613	0%	0%	0%
EL	265.353	31%	31%	0%
ES	4.363	0%	0%	0%
Europass CVs	137.736	0%	0%	61%
FI	5.490	71%	71%	19%
FR	475.943	89%	75%	17%
HR	1.690	88%	88%	0%
HU	32	0%	0%	0%
IE	4.314	100%	0%	88%
IS	352	0%	0%	0%
IT	3.872	0%	0%	0%
LI	0	-	-	-
LT	3.786	0%	0%	0%
LU	504	0%	0%	0%
LV	5.739	0%	0%	0%
MT	4	100%	100%	0%
NL	14.752	99%	99%	0%
NO	3.196	44%	43%	15%
PL	2.537	0%	0%	0%
PT	895	0%	0%	1%
RO	0	-	-	-
SE	2.123	98%	98%	0%
SI	392	0%	0%	0%
SK	28.237	0%	0%	0%



Validation insights: CVs skills in work experiences 25/02/2025

NCO	Number of CVs	% skills codes work experience sent	% skills codes work experience after validation	% skills work experience having at least one error
Totals	1.151.584	0%	0%	0%
AT	248	0%	0%	0%
BE ACTIRIS	89.975	0%	0%	0%
BE FOREM	135	0%	0%	0%
BE VDAB	55.794	0%	0%	0%
BG	28	0%	0%	0%
CY	2.067	0%	0%	0%
CZ	16	0%	0%	0%
DE	4.182	0%	0%	0%
DK	23.216	0%	0%	0%
EE	14.613	0%	0%	0%
EL	265.353	2%	2%	0%
ES	4.363	0%	0%	0%
Europass CVs	137.736	0%	0%	0%
FI	5.490	0%	0%	0%
FR	475.943	0%	0%	0%
HR	1.690	0%	0%	0%
HU	32	0%	0%	0%
IE	4.314	0%	0%	0%
IS	352	0%	0%	0%
IT	3.872	0%	0%	0%
LI	0 -	-	-	-
LT	3.786	0%	0%	0%
LU	504	0%	0%	0%
LV	5.739	0%	0%	0%
MT	4	0%	0%	0%
NL	14.752	0%	0%	0%
NO	3.196	0%	0%	0%
PL	2.537	0%	0%	0%
PT	895	0%	0%	0%
RO	0 -	-	-	-
SE	2.123	0%	0%	0%
SI	392	0%	0%	0%
SK	28.237	0%	0%	0%

Validation insights: Offered job occupations in JVs 25/02/2025

NCO	Number of CVs	% skills codes work experience sent	% skills codes work experience after validation	% skills work experience having at least one error
Totals	1.151.584	0%	0%	0%
AT	248	0%	0%	0%
BE ACTIRIS	89.975	0%	0%	0%
BE FOREM	135	0%	0%	0%
BE VDAB	55.794	0%	0%	0%
BG	28	0%	0%	0%
CY	2.067	0%	0%	0%
CZ	16	0%	0%	0%
DE	4.182	0%	0%	0%
DK	23.216	0%	0%	0%
EE	14.613	0%	0%	0%
EL	265.353	2%	2%	0%
ES	4.363	0%	0%	0%
Europass CVs	137.736	0%	0%	0%
FI	5.490	0%	0%	0%
FR	475.943	0%	0%	0%
HR	1.690	0%	0%	0%
HU	32	0%	0%	0%
IE	4.314	0%	0%	0%
IS	352	0%	0%	0%
IT	3.872	0%	0%	0%
LI	0 -	-	-	-
LT	3.786	0%	0%	0%
LU	504	0%	0%	0%
LV	5.739	0%	0%	0%
MT	4	0%	0%	0%
NL	14.752	0%	0%	0%
NO	3.196	0%	0%	0%
PL	2.537	0%	0%	0%
PT	895	0%	0%	0%
RO	0 -	-	-	-
SE	2.123	0%	0%	0%
SI	392	0%	0%	0%
SK	28.237	0%	0%	0%

Validation insights: Work experience job occupations in JVs

25/02/2025

NCO	Number of JVs	% required work experience codes sent	% required work	% required work	% ESCO required	% ESCO required	% ISCO required work	% ISCO required work
Totals	2.242.826	14%	14%	0%	14%	13%	1%	1%
AT	64.100	0%	0%	0%	0%	0%	0%	0%
BE ACTIRIS	2.171	100%	98%	2%	0%	0%	100%	98%
BE ADG	537	45%	45%	0%	0%	0%	45%	45%
BE FOREM	44.670	100%	100%	0%	100%	100%	0%	0%
BE VDAB	214.046	94%	94%	0%	94%	94%	0%	0%
BG	6.743	0%	0%	0%	0%	0%	0%	0%
CH	15.805	0%	0%	0%	0%	0%	0%	0%
CY	3.875	6%	6%	0%	6%	6%	0%	0%
CZ	31.444	2%	2%	0%	1%	1%	2%	2%
DE	733.010	0%	0%	0%	0%	0%	0%	0%
DK	1.658	0%	0%	0%	0%	0%	0%	0%
EE	1.575	100%	100%	0%	73%	73%	27%	27%
EL	819	33%	33%	0%	33%	33%	0%	0%
ES	35.553	0%	0%	0%	0%	0%	0%	0%
FI	6.361	0%	0%	0%	0%	0%	0%	0%
FR	854.820	0%	0%	0%	0%	0%	0%	0%
HR	9.041	0%	0%	0%	0%	0%	0%	0%
HU	3.130	0%	0%	0%	0%	0%	0%	0%
IE	1.507	0%	0%	0%	0%	0%	0%	0%
IS	26	0%	0%	0%	0%	0%	0%	0%
IT	4.600	4%	4%	0%	4%	4%	4%	4%
LI	21	0%	0%	0%	0%	0%	0%	0%
LT	4.154	100%	21%	77%	79%	0%	21%	21%
LU	2.293	100%	100%	0%	100%	100%	0%	0%
LV	3.225	100%	100%	0%	72%	72%	28%	28%
MT	762	100%	100%	4%	98%	98%	100%	100%
NL	89.252	6%	6%	0%	5%	5%	2%	2%
NO	17.936	0%	0%	0%	0%	0%	0%	0%
PL	15.193	100%	87%	12%	98%	85%	2%	2%
PT	1.273	100%	67%	32%	100%	67%	0%	0%
RO	8.550	100%	100%	0%	100%	100%	0%	0%
SE	50.178	55%	55%	0%	42%	42%	15%	15%
SI	2.582	0%	0%	0%	0%	0%	0%	0%
SK	11.916	0%	0%	0%	0%	0%	0%	0%

Validation insights: required experience skills in JVs 25/02/2025

NCO	Number of JVs	% required work experience codes sent	% required work	% required work	% ESCO required	% ESCO required	% ISCO required work	% ISCO required work
Totals	2.242.826	14%	14%	0%	14%	13%	1%	1%
AT	64.100	0%	0%	0%	0%	0%	0%	0%
BE ACTIRIS	2.171	100%	98%	2%	0%	0%	100%	98%
BE ADG	537	45%	45%	0%	0%	0%	45%	45%
BE FOREM	44.670	100%	100%	0%	100%	100%	0%	0%
BE VDAB	214.046	94%	94%	0%	94%	94%	0%	0%
BG	6.743	0%	0%	0%	0%	0%	0%	0%
CH	15.805	0%	0%	0%	0%	0%	0%	0%
CY	3.875	6%	6%	0%	6%	6%	0%	0%
CZ	31.444	2%	2%	0%	1%	1%	2%	2%
DE	733.010	0%	0%	0%	0%	0%	0%	0%
DK	1.658	0%	0%	0%	0%	0%	0%	0%
EE	1.575	100%	100%	0%	73%	73%	27%	27%
EL	819	33%	33%	0%	33%	33%	0%	0%
ES	35.553	0%	0%	0%	0%	0%	0%	0%
FI	6.361	0%	0%	0%	0%	0%	0%	0%
FR	854.820	0%	0%	0%	0%	0%	0%	0%
HR	9.041	0%	0%	0%	0%	0%	0%	0%
HU	3.130	0%	0%	0%	0%	0%	0%	0%
IE	1.507	0%	0%	0%	0%	0%	0%	0%
IS	26	0%	0%	0%	0%	0%	0%	0%
IT	4.600	4%	4%	0%	4%	4%	4%	4%
LI	21	0%	0%	0%	0%	0%	0%	0%
LT	4.154	100%	21%	77%	79%	0%	21%	21%
LU	2.293	100%	100%	0%	100%	100%	0%	0%
LV	3.225	100%	100%	0%	72%	72%	28%	28%
MT	762	100%	100%	4%	98%	98%	100%	100%
NL	89.252	6%	6%	0%	5%	5%	2%	2%
NO	17.936	0%	0%	0%	0%	0%	0%	0%
PL	15.193	100%	87%	12%	98%	85%	2%	2%
PT	1.273	100%	67%	32%	100%	67%	0%	0%
RO	8.550	100%	100%	0%	100%	100%	0%	0%
SE	50.178	55%	55%	0%	42%	42%	15%	15%
SI	2.582	0%	0%	0%	0%	0%	0%	0%
SK	11.916	0%	0%	0%	0%	0%	0%	0%

Thank you!

The ESCO Secretariat is always available to support implementers.

May you have any question, please contact us via email at EMPL-ESCO-SECRETARIAT@ec.europa.eu, use our hashtag #ESCO_EU.